



Rear Panel



Side Panel



RHYTHM PROGRAMMER

DRUM VOICE LIST			NORMAL VOICE LIST	STYLE LIST	
BD Dry 1 - 3	Ride Cymbal Cup	Samba Whistle L	Grand Piano	Rock	Piano Ballad
BD Room 1 - 3	Crash Cymbal 1 - 2	Handclap	Chorus Piano	8-beat Rock 1 - 2	Blues
BD Ambience	Splash Cymbal	Analog Cowbell	Aco. & El. Piano 1 - 2	Slow 8-beat Rock 1 - 2	Rhythm & Blues
BD Hard	Tom Dry 1 - 6	Analog Conga H	Electric Piano 1 - 3	LA Rock	Blues Shuffle 1 - 2
BD Heavy	Tom Ambience 1 - 6	Analog Conga M	Clavi	New Wave	Slow Blues
BD Gate	Tom Soft 1 - 6	Analog Conga L	Vibraphone	Pop Rock	Rock & Roll
BD Lo-fi 1 - 2	Tom Brush 1 - 6	Analog Claves	Electric Organ	Funk Rock	Twist
BD Analog 1 - 2	Tom Analog 1 - 6	High Q	Acoustic Guitar	Rock Boogie	Liverpool
SD Middle 1 - 3	Bongo H	Scratch H	Clean Guitar 1 - 2	Hard Rock	Surf Rock
SD High 1 - 3	Bongo L	Scratch L	Muted Guitar 1 - 2	American Hard Rock 1 - 3	Dance
SD Deep	Conga H	Bass Slide	Overdriven Guitar 1 - 2	Hardcore 1 - 2	Hip Hop Soul
SD Tight	Conga Mute	Guitar Scrape	Distortion Guitar 1 - 2	Hard Rock Shuffle	Pop House
SD Hard 1 - 2	Conga L	Count One - Four	Muted Distortion	Speed Metal	Jazz
SD Ambience 1 - 2	Timbale H	Sticks	Acoustic Bass	Digital Hard Rock	Funk Fusion
SD Power 1 - 2	Timbale L	Metronome Bell	Finger Bass 1 - 3	Vintage Rock	Pop Fusion
SD Lo-fi 1 - 2	Tambourine	Metronome Click	Slap Bass	60's Hard Rock 1 - 2	Rock Fusion
SD Analog 1 - 2	Maracas	Click H	Overdriven Gtr & Bass	70's Rock	Jazz Funk
Brush Tap	Cabasa	Click L	Distortion Gtr & Bass	70's Rock & Roll	Jazz Ballad
Brush Slap	Shaker		Synth Bass 1 - 3	70's Hard Rock	Jazz Blues
Brush Swirl 1 - 2	Guiro S		Strings 1 - 2	Progressive Hard	Bebop
Side Stick Rim 1 - 2	Guiro L		Synth Strings 1 - 2	Rock Latin	Latin
Analog Rim	Cowbell		Brass Section 1 - 2	Reggae	Salsa/Mambo
Hi-Hat Closed 1 - 2	High Agogo		Synth Brass	Ballad	Medium Bossa
Hi-Hat Quarter Open	Low Agogo		Tenor Sax	Hard Rock Ballad	Samba/Songo
Hi-Hat Open	Triangle Mute		Brass Hit	Organ Ballad	Beat
Hi-Hat Pedal	Triangle Open		Synth Lead 1 - 4	Unplugged	Drum Pattern Variation
HH Analog Closed 1 - 2	Claves		Synth Pad 1 - 3		Click Variation
HH Analog Open	Wood Block H		Synth FX 1 - 3		
Ride Cymbal 1 - 2	Wood Block L				
	Samba Whistle S				

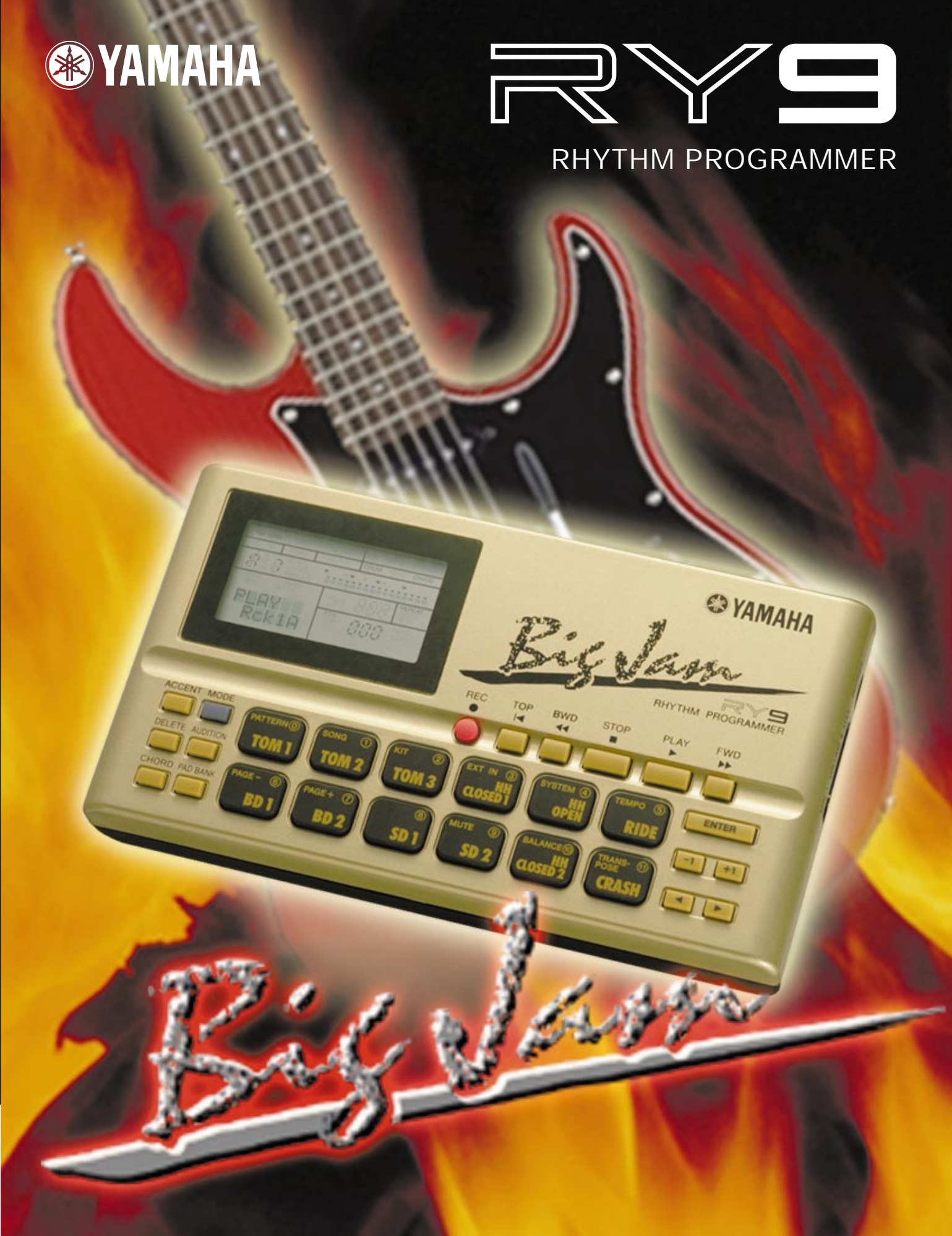
Specifications

tone generator	
AWM	Advanced Wave Memory digital samples
Polyphony	28 notes
Voices	128 drum voices and 50 normal voices
PATTERN	
Pattern Play (Patterns: 200 Presets, 50 Users; 200 Backings; Swing, Clear, Copy),	
Pattern Record (Meter), Note Resolution (Record: 8 clocks per quarter note;	
Play: 24 clocks per quarter note)	
SONG	
Song Play (Songs: 50 Presets, 50 Users; Repeat, Chain, Clear, Copy),	
Song Record (Part, Measure, Pattern, Delete, Insert, Chord Select)	
DRUM KIT	
Drum Kit (12 Presets, 4 Users), Kit Select, Pad Assign, Pad Level, Accent, Pan, Tune,	
Copy, Chase; 12 Drum Pads, Pad Banks (Drum, Percussion)	
EXT IN	
Mix, Type/Voice (6 Voice Types and 50 Voices), Tuner, Sensitivity, Start	
SYSTEM	
Sync Clock, MIDI Channel, MIDI Program Change Receive Channel, Note Table/Note	
Number, Bulk Transmit/Receive, External In Voice Transmit Channel, Harmony Voice	
Transmit Channel	
TEMPO	
40 to 250	

MUTE	
Bass, Chord 1, Chord 2	
BALANCE	
Bass, Chord 1, Chord 2, External In, Harmony	
TRANSPOSE	
Half-steps (-12 to +12)	
CONTROLS AND CONNECTORS	
REC, TOP, BWD, STOP, PLAY, FWD, ACCENT, MODE, DELETE, AUDITION, CHORD,	
PAD BANK, DRUM PADS x 12, ENTER, -1, +1, ◀, ▶, VOLUME, POWER, LCD screen;	
OUTPUT (L/MONO, R), MIDI (IN, OUT), EXT IN, DC IN, PHONES	
POWER SUPPLY AND CHARACTERISTICS	
Battery	Six 1.5V AA-size (SUM-3 or R6P) or equivalent batteries
AC Adaptor	Yamaha PA-3B (DC 12V 700mA)
Consumption	3.5W
Output Impedance	Line: 1kΩ; Phones: 47Ω
DIMENSIONS (W x D x H)	
188 x 104 x 33 mm (7 1/2" x 4 1/8" x 1 1/8")	
WEIGHT	
360 grams (13 oz) without batteries	

Specifications and appearance subject to change without notice.

For details please contact:



Take Your Music to the Edge—the RY9 Will Back You All the Way


The RY9 is a great sounding drum machine packed with killer grooves for any kind of music. Yet, more than a drum machine, the RY9 is a musician's best friend, loaded with outstanding features not available in conventional drum machines. Features such as full bass and chord backing, as well as an exclusive guitar input for truly unique functions including guitar synthesizer, guitar tuner, and more! Whether you're a guitarist, composer, or even a DJ, you'll discover the RY9 gives you ultimate support for your music...and it will never show up late for a gig or be too tired to jam.

DYNAMIC RHYTHM PATTERNS

Whether you're a heavy metal guitarist, a funk bassist or anything in between, the RY9 offers a diverse range of rhythm patterns to match your playing style. The 200 preset and 50 user patterns feature a full musical backup section, including Drum, Bass, Chord 1 and Chord 2 parts. You can change the chords at any time simply by entering in the root note and chord type.

Listen to the Patterns!

1. Hold down **MODE** and press **PATTERN**
2. Press **PLAY**
3. Use the **[-1]** **[+1]** keys to select different patterns




FULLY ARRANGED SONGS

The RY9's 50 preset songs give you instant musical inspiration when playing with the band, recording at home, or simply jamming away. Plus, 50 user song locations are provided for you to arrange your own songs by chaining together various patterns and entering your own chord progressions. And because each music style has its own unique main and fill-in patterns, creating songs is fast and easy.

Play the Demo Song!

1. Hold down **MODE** and press **SONG**
2. Hold down the **[+1]** key until **DEMO** appears in the screen
3. Press **PLAY**




POWERFUL DRUM KITS

The RY9 is loaded with 128 incredibly realistic drum and percussion sounds to support any kind of music, from rock to dance music. From these sounds, 12 preset drum kits have been created for you. Also provided are 4 user kits, with which you can create custom sets by assigning each of the 24 pad locations (12 pads x 2 banks) with the drum sound of your choice. The pitch and volume of each pad can be set as well.

Check Out the Sounds Yourself!

1. Hold down **MODE** and press **KIT**
2. Use the **[-1]** **[+1]** keys to call up the various drum kits
3. Press **PAD BANK** to switch between the drum and percussion banks of each kit



A BAND IN THE PALM OF YOUR HAND

The RY9 is merely the size of a VHS cassette and can operate on batteries, so you can easily keep it in your guitar case and have it with you whenever and wherever inspiration strikes.

BE THE MASTER OF YOUR MIX

The volume of each rhythm backing part as well as the external input and synthesizer harmony levels can be precisely adjusted to achieve your ideal music mix. Plus, any of the backing parts can be muted on demand to suit your playing needs.



Actual size



GUITAR INPUT FUNCTIONS

One of the most unique features of the RY9 is its external input, which allows you to use the unit as a guitar mixer, guitar tuner, and even a guitar synthesizer!

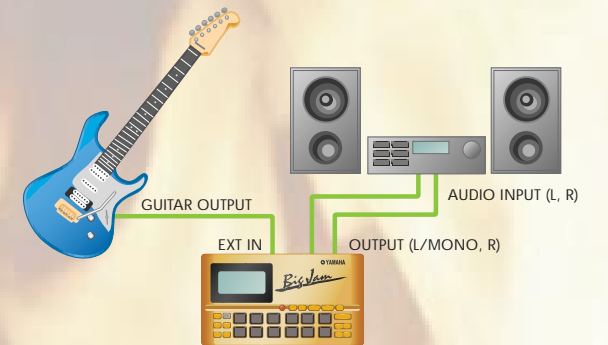
Plug in and Give it a Try!

1. Hold down **MODE** and press **EXT IN**
2. Hold down **MODE** and press **PAGE-** or **PAGE+** to access each of the external input functions



Guitar Mix Function

The MIX function combines the external guitar input signal with the sound of the RY9. This allows you to play along with the songs and patterns through the privacy of headphones, or connect to external P.A. or recording equipment using the RY9's stereo outputs. By using the Auto Start function, playback will begin the moment you hit a guitar string.



Guitar Synthesizer Function

Use your guitar to trigger and play one of the RY9's 50 fantastic built-in voices, such as piano, brass and strings! **SINGLE** mode lets you play a single voice along with your guitar. **HARM** modes add an instrument harmony line to your playing. A total of 6 synthesizer modes are available for creative musical enjoyment.

1. Use the **[-1]** **[+1]** keys to select a guitar synthesizer function
2. Use the **◀** **▶** keys to move the cursor to the voice name, and press **[-1]** **[+1]** to choose among the different voices

Guitar Tuner Function

The built-in guitar tuner allows you to easily check the tuning of your guitar. Simply play an open string and the note will be displayed on the LCD, indicating whether or not the pitch is in tune, sharp or flat.

