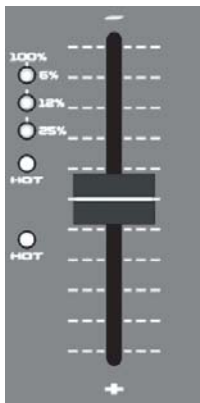


# NUMARK


## CDN-88 PITCH AND WHEEL CALIBRATION PROCEDURE

Place an audio CD into CD Player #1 (Left side). Center the Left Pitch Fader.



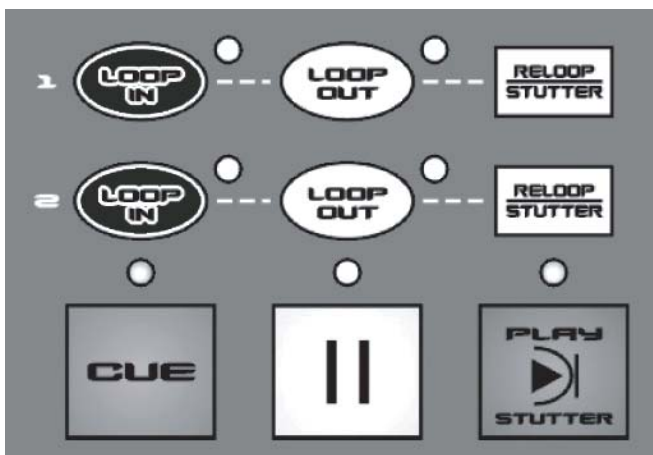
# 1

Spin the pitch wheel clockwise as fast as possible.




# 2

Press both LOOP IN buttons as shown:



# 3

BPM display will indicate 88 when proper calibration is achieved. If the number 44 appears, repeat calibration procedure.



# 4

The procedure must be repeated (steps 1 through 4) for the Right Pitch and Wheel calibration. Remember to place an audio CD into CD Player #1 (Right side).

# 5