

ROCKTRON
TECHNOLOGY FOR GUITARISTS

BLACK
MOAN
CAT


INSTRUCTION MANUAL

- OPERATES AS A STANDARD WAH PEDAL.
- SWITCH IN THE "MOAN" FOR A UNIQUE SWEEPABLE GERMANIUM DIODE SONIC EFFECT WITH "MOAN" AND "MOAN GAIN" CONTROLS.
- 3-POSITION SELECTOR SWITCH ALLOWS YOU TO CHOOSE ONE OF THREE DIFFERENT WAH VOICING MODES (1) NORMAL, (2) CLASSIC, OR (3) BASS.
- "COMBINE MOAN/WAH" SWITCH ALLOWS FOR INDEPENDENT OR COMBINED CONTROL OF THE MOAN/WAH EFFECT.
- CAN BE USED AS A "STAND ALONE" GERMANIUM DIODE DISTORTION BOOSTER.
- ADJUSTABLE PEDAL ROCKER TENSION.

MAY BE COVERED BY ONE OR MORE OF THE FOLLOWING: U.S. PATENTS
#4538297, 4647876, 4696044, 4745309, 4881047, 4893099, 5124657, 5263091,
5268527, 5319713, 5333201, 5402498 AND 5493617.
OTHER PATENTS PENDING. FOREIGN PATENTS PENDING.



Your Black Cat Moan™ pedal has been tested and complies with the following Standards and Directives as set forth by the European Union:

Council Directive(s): 89/336/EEC Electromagnetic Compatibility

Standard(s): EN55013, EN50082-1

This means that this product has been designed to meet stringent guidelines on how much RF energy it can emit, and that it should be immune from other sources of interference when properly used. Improper use of this equipment could result in increased RF emissions, which may or may not interfere with other electronic products.

To insure against this possibility, always use good shielded cables for all audio input and output connections. This will help insure compliance with the Directive(s).

For more information about other Rocktron products, please see your local dealer or one of our importers closest to you (listed on the Rocktron website - www.rocktron.com).

Precautions

Read all instructions contained in this manual.

Keep these instructions

Heed all warnings

Follow all instructions.

Do not use this apparatus near water.

Clean with dry cloth

Precautions Continued....

Do not block any ventilation openings (if applicable). Install in accordance with the manufacturer's instructions.

Do not install near any heat sources such as radiators, heat registers, stoves or other apparatus (including amplifiers) that produce heat.

This product is not equipped with a plug or cable. This pedal runs on a 9 Volt Battery, if a 9Volt DC adapter is the used please follow adapter manufacturer's operation instructions.

Only used attachments/accessories specified by the manufacturer.

Do not use this product with any case, stand tripod, bracket or table that is not specified by the manufacturer. Insure that the case, stand, tripod, bracket etc. is properly adjusted and setup (follow all instructions). Extra care and caution should be taken to avoid tip over and injury.

Unplug this apparatus during lightening storms or when unused during long periods of time.

Refer all service to qualified service personnel. Servicing is required when the apparatus has been damaged in any way, such as power supply or plug is damaged, liquid has been spilled or objects have fallen into the apparatus or if the apparatus has been exposed to rain or moisture, does not operate normally or has been dropped.

DO NOT ATTEMPT TO SERVICE THIS EQUIPMENT. QUALIFIED PERSONNEL SHOULD SERVICE THIS EQUIPMENT ONLY. DO NOT MAKE ANY INTERNAL ADJUSTMENTS OR ADDITIONS TO THIS EQUIPMENT AT ANY TIME OR TAMPER WITH INTERNAL ELECTRONIC COMPONENTS AT ANY TIME. FAILURE TO FOLLOW THESE INSTRUCTIONS MAY VOID THE WARRANTY OF THIS EQUIPMENT AS WELL AS CAUSING A SHOCK HAZARD.

OPERATING TEMPERATURE

Do not expose this unit to excessive heat. This unit is designed to operate between 32 F and 104 F (0 C and 40 C). This unit may not function properly under extreme temperatures.

Introduction

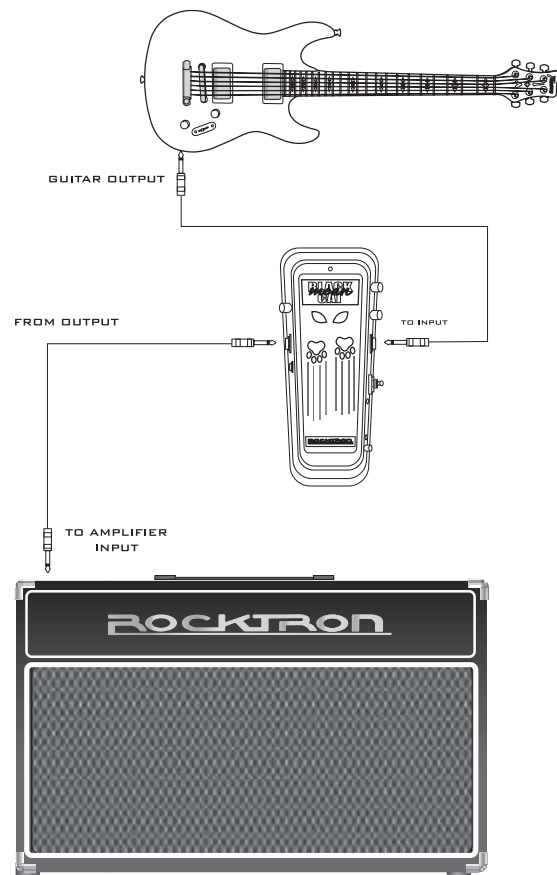
Congratulations on your purchase of the Rocktron Black Cat Moan. The Black Cat Moan is a multifunction wah pedal with extremely useful and musical features.

Built-in germanium diodes provide a unique sweepable sonic effect that can act as a stand alone distortion and can be combined with the wah for an effect that cries harder and sweeter than a baby.

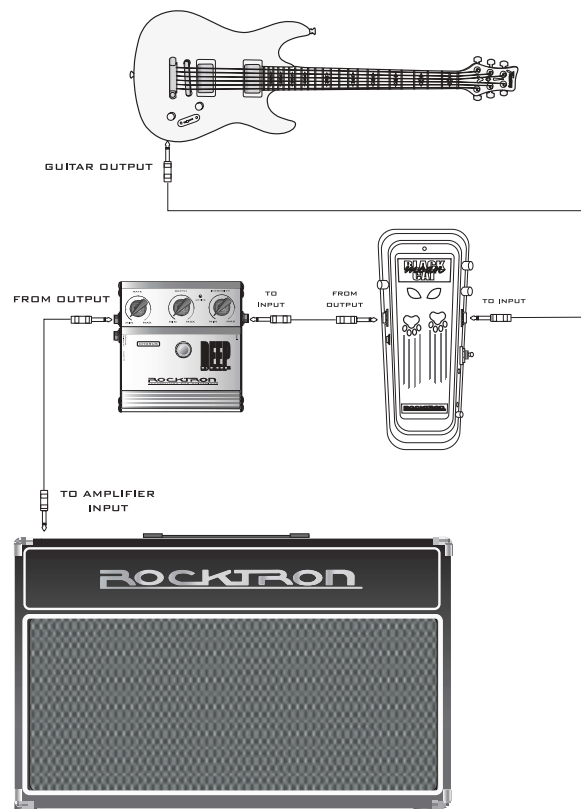
The Black Cat Moan also has a three position selector switch that allows you to choose one of three different wah voicing modes. The third mode is “BASS” - yes - that is right - BASS! Plug this into your bass rig and you won’t believe how moanfully sweet it is!

The easy access battery compartment will make changing batteries during a gig a breeze. And, we have incorporated an adjustable rocker tension screw that will allow you to adjust the pedal action for a lighter or heavier “touch”. We have also equipped it with a super bright blue LED so you will know when the pedal is on...it is also just plain cool!

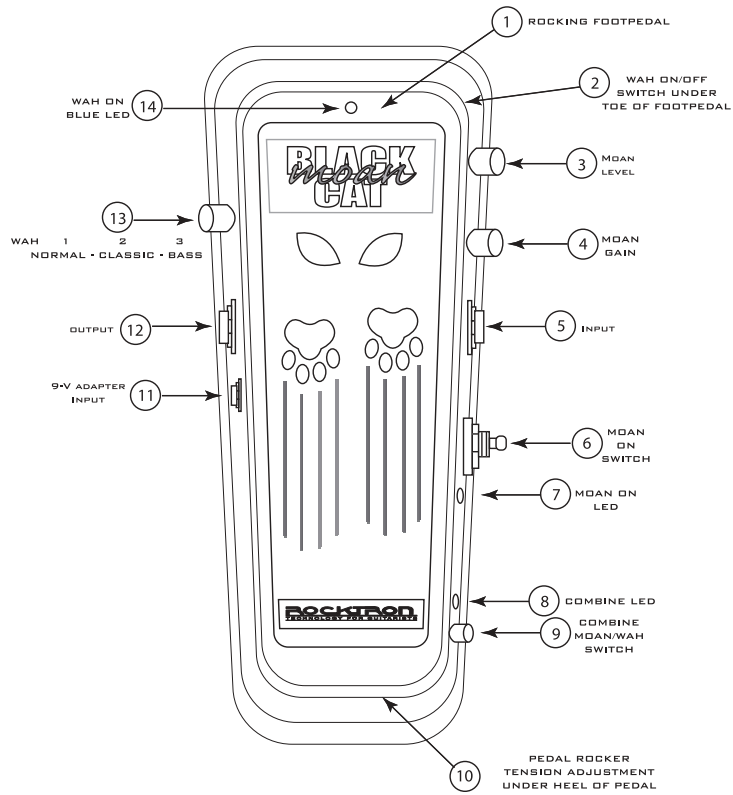
Connection

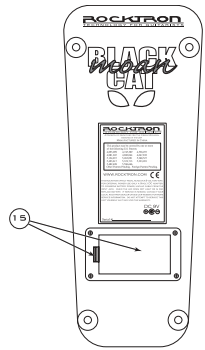
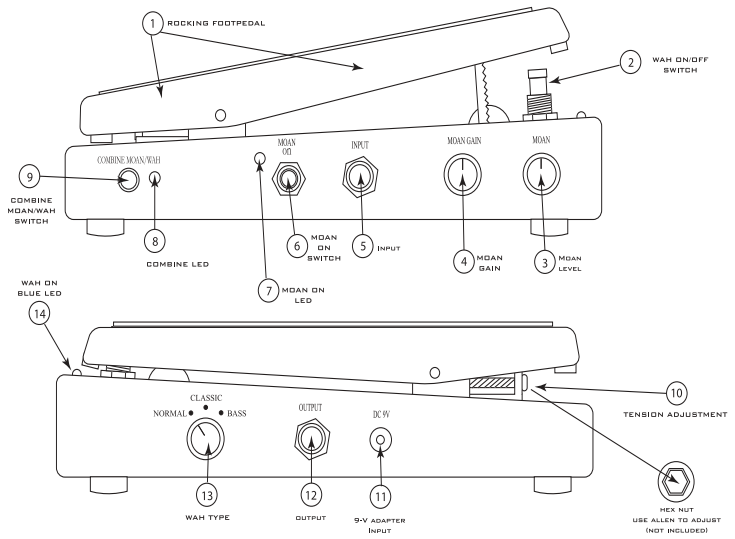


Connection when using with other stomp boxes or effects:



Controls and Descriptions:





Controls and Function Descriptions

- 1 **Rocker Footpedal** - Place your foot on the rocker footpedal and rock it up and down (toe to heel - heel to toe) to work the “wah” effect.
- 2 **Wah ON/OFF Switch** - is located under the toe of the rocker footpedal. To activate the “wah” press down slightly harder on the toe of the rocker pedal until the switch is activated. The same process is to be applied to turn off the wah effect. The wah effect will be on when the blue LED is lit (see point 14).
- 3 **MOAN Level control** - adjusts the overall output of the MOAN effect when the MOAN effect is activated. See points 6 and 7 for detailed information on how to turn the MOAN on and off.
- 4 **MOAN GAIN** control provides a mid-frequency band pass filter harmonic boost. Turning the knob clockwise will increase the boost. Turning the knob counter-clockwise will provide less of a boost.
- 5 **INPUT Jack** - using a standard guitar cable - plug your guitar into this jack.
- 6 **MOAN ON/OFF Switch** - This side “kicker” switch is used to turn the MOAN effect ON or OFF. When the MOAN effect is on the green LED located next to the switch will be lit. (See point 7). The MOAN can be used as a “stand alone” distortion or applied to the “wah effect” using the “COMBINE MOAN/ WAH switch (see point 9 for details on the COMBINE MOAN/

- 7 **MOAN ON/OFF LED** - When the LED is lit the MOAN effect will be ON. When the LED is not lit the MOAN effect is bypassed.
- 8 **COMBINE LED** - When this Red LED is lit the COMBINE function is activated. When the LED is not lit, the COMBINE function is bypassed.
- 9 **COMBINE MOAN/WAH Switch** - this switch allows you to apply the MOAN effect to the wah. Here are the two functions of the switch:

- 1) When COMBINE MOAN/WAH is activated the red LED will be lit. This will apply the MOAN effect to the wah effect which is controlled by the “rocker footpedal”. The MOAN effect will now only become active once the wah is activated by the switch under the toe (see point 2). ***Please note that in this case, the MOAN must be ON and the green led lit.*** The purpose of this function is to allow you to setup and establish a MOAN effect and wah sound together so that when you are ready to use it in your song you don't have to first turn on the moan and then the wah effect - you only need to now activate the wah via the switch under the toe (see point 2) and both the MOAN and WAH effects will be active.

- 2) When the COMBINE MOAN/WAH is not activated the LED will not be lit. Thus will allow for independent control of the MOAN and WAH effects.

- 10 **PEDAL ROCKER TENSION ADJUSTMENT** - This screw will allow you to adjust the “action” of the pedal to suit your taste with a allen wrench (not included). If you would like a tighter or heavier movement of the pedal using an allen wrench turn the screw clockwise. This will increase the torque and tension on the rocker pedal. If you would like a smoother or softer pedal movement turn the allen screw counter-clockwise. This will loosen the tension on the pedal pivot point.
- 11 **9-VOLT ADAPTER INPUT** - this 2.55mm coax plug will take a 9V DC adapter (not included) to provide power to the unit. The adapter power rating should be 20mA. Please follow all instructions that appear on the bottom of the unit.
- 12 **OUTPUT Jack** - using a standard guitar cable, plug this output into the next effect in your effect chain or directly into the input of your guitar amplifier.
- 13 **WAH TYPE Selector Control.** This control will allow you to select 3 different Wah models - Normal, Classic and Bass.

NORMAL - in this mode the wah pedal functions as a standard wah wah.

CLASSIC - in this position the wah voicing is changed to a more Classic wah (Hendrix, Page, Clapton, etc.).

BASS - in this position the wah has been voiced to use with a bass guitar.

Once you have selected the Wah Type you now can also further modify the sound by using the Moan gain and level controls.

- 14 **WAH ON LED** - This super bright blue LED will be lit when the “wah” effect is activated. To activate the wah - see point 2. The blue LED will not be lit when the wah is bypassed.
- 15 **9-VOLT BATTERY COMPARTMENT** - to access pull on small tab labeled “OPEN”. Replace with a new 9-Volt battery. Always remember to unplug your guitar cords from the pedal to conserve battery life. Some battery drain may take place when unit is plugged in (even if the unit is bypassed).

Specifications

Maximum Input	+10dBu
Input Impedance	1M ohm
Output Impedance	1K ohm
Wah frequency Range	400Hz (Heel Down) to 2KHz (Toe Down) 400Hz
Current Consumption	35ma
Power Requirements	9VDC <=300ma

** CE Approved **

Hints and Tips

The Black Cat Moan (as with all Wah Wah pedals) are normally put in the beginning of your signal chain. Although, you may place your wah at any place in your signal chain, it usually sounds best at the beginning - directly from your guitar (or bass).

The Moan effect has been specifically designed for heavy distortion situations - although it can be used in all situations - the moan effect will be most apparent when using a heavier distortion. The effect can sometimes be subtle depending on the natural harmonics of your guitar or bass.

The best way to “tweak” your moan sound is to set your amp with a little light distortion (crunch). Turn on the moan effect and, while constantly striking the “E” or “A” string, turn the “MOAN” knob. You will hear a frequency shift as the MOAN moves through the various natural harmonics in your guitar/bass. Once you have found the desired harmonic stop turning the knob. There is no “wrong” setting - it will be different depending on the desired sound you are looking for. Every guitar/bass has different harmonic capabilities - thus you will have to experiment with this.

Here is a list of options that you have with the COMBINE MOAN/WAH SWITCH:

<u>COMBINE MOAN/WAH SWITCH</u>	<u>MOAN</u>	<u>WAH</u>
On	On	On
Off	On	Off
Off	Off	On
Off	On	On
Off	Off	Off

Other Rocktron Products

Rack Gear:

Gainiac (*preamp w/12ax7 tube*)

Chameleon® 2000 (*preamp w/multi-effects*)

RepliTone MP(*modelling preamp w/multi-effects*)

Xpression (*multi-effects processor*)

Blue Thunder (*bass preamp w/multi-effects*)

Voodoo Valve® (*preamp w/12ax7 tube and multi-effects*)

Prophesy (*our top of the line preamp with multi-effects*)

HUSH® Super C (*guitar noise silencing system*)

Vendetta VP4 Preamp (*All Tube 4-Channel Guitar preamp - 2 Rack Space*)

Velocity® 100 (*2x50W Stereo Power Amp for Guitar*)

Stomp Boxes:

Rampage Distortion, Tsunami Chorus, Austin Gold Overdrive,

Vertigo Vibe Rotating Vibe Pedal, HUSH® The Pedal,

Sonic Glory Overdrive, Short Timer Digital Delay,

Big Crush Compressor, Deep Blue Chorus

Silver Dragon Tube Distortion Pedal,

Metal Planet Distortion

Banshee Talk Box

Foot Controllers:

MIDI Mate (*Midi Foot Controller*) **MIDI XChange**(*MIDI Footcontroller*)

All Access® (*Midi Foot Controller*) **HEX** (*Expression Pedal*)

RMM900(*7-pin Din MIDI Cable*) **RM4** (*MIDI Controller for Vendetta amps*)

RFS1 and RFS2 (*Single and Double Latching Footswitches for Rampage Amps*)

Electric Guitar - Acoustic Guitar and Bass Amplifiers:

Vendetta Head(*100 W Head 4-Channels All Tube - MIDI Switchable*)

Vendetta Combo (*100W 2x12 Combo Celestion 90s all Tube4-Channel MIDI Switchable*)

R80DSP (*80W 1x12 Amp w/Digital Effects*)

RT80 (*80W 1x12 Amp w/Reverb & Built-in Tuner*)

R120DSP (*120W 2x10 Amp w/Digital Effects*)

RT122C (*120W 2x12 Amp w/Stereo Chorus, Reverb & Chromatic Tuner*)

R50DSP (*50 Watt 2x8" Guitar Amp w/Digital Effects*)

R50C (*50 Watt 2x8" Guitar Amp w/Reverb & Chorus*)

R20 (*20 Watt 1x8" Amp w/Reverb*) **R10** (*10 Watt 1x6.5"*)

ACOUSTIC (*60 Watt Acoustic Amp with Chorus & Reverb*)

RA50DSP (*50W Acoustic Amp w/Digital Effects - Wedge Shape*)

RA30DSP (*30W Acoustic Amp w/Digital Effects - Wedge Shape*)

RB20 (*Bass Amp 20W with 8" Speaker*) **RB30** (*Bass Amp 30W with 10" Speaker*)

RB60 (*Bass Amp 60W with 12" Speaker*)

RB100 (*Bass Amp 100W with 15" Speaker*)

ROCKTRON
TECHNOLOGY FOR GUITARISTS

BLACK
MOAN
CAT

Rocktron - A Division of GHS Corporation
2813 Wilber Ave
Battle Creek MI 49015
USA

Rocktron Phone: 1-(269)-968-3351
Email: info@rocktron.com

www.rocktron.com

2003-0001
Rev. 02/01/03