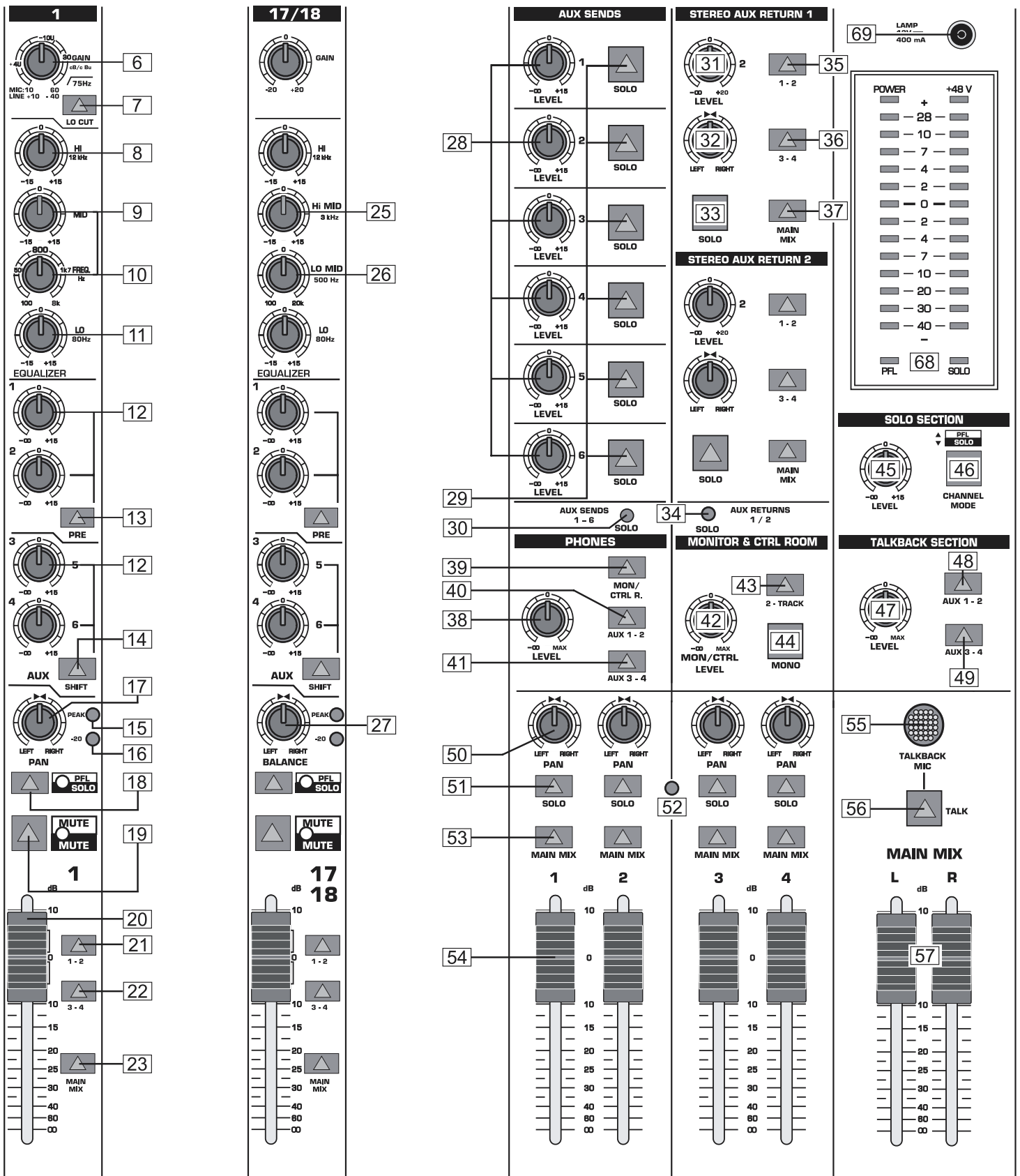


EURODESK MX2442A FRONT PANEL

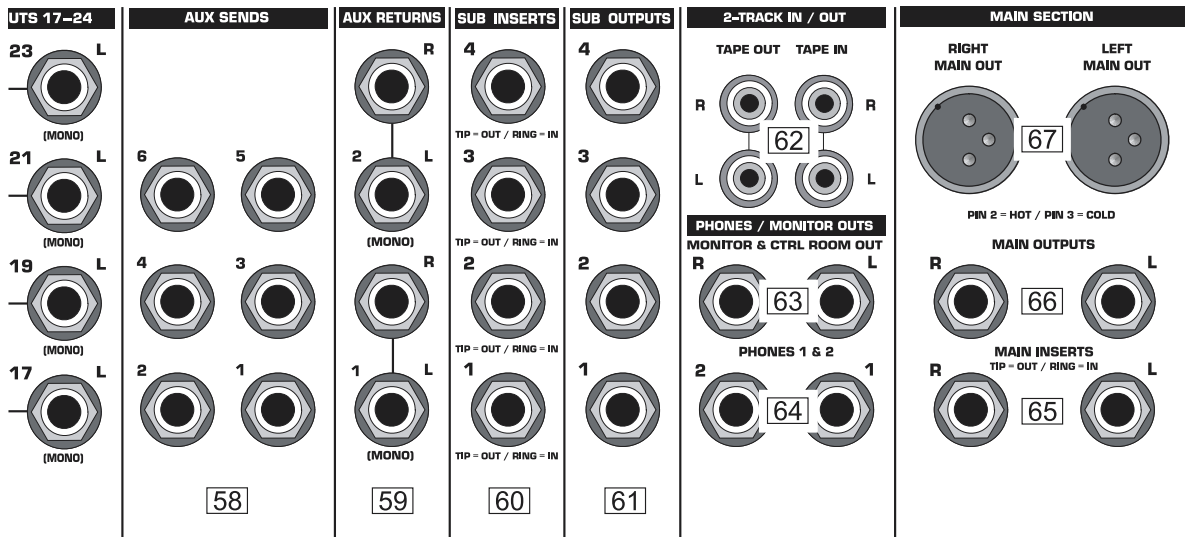
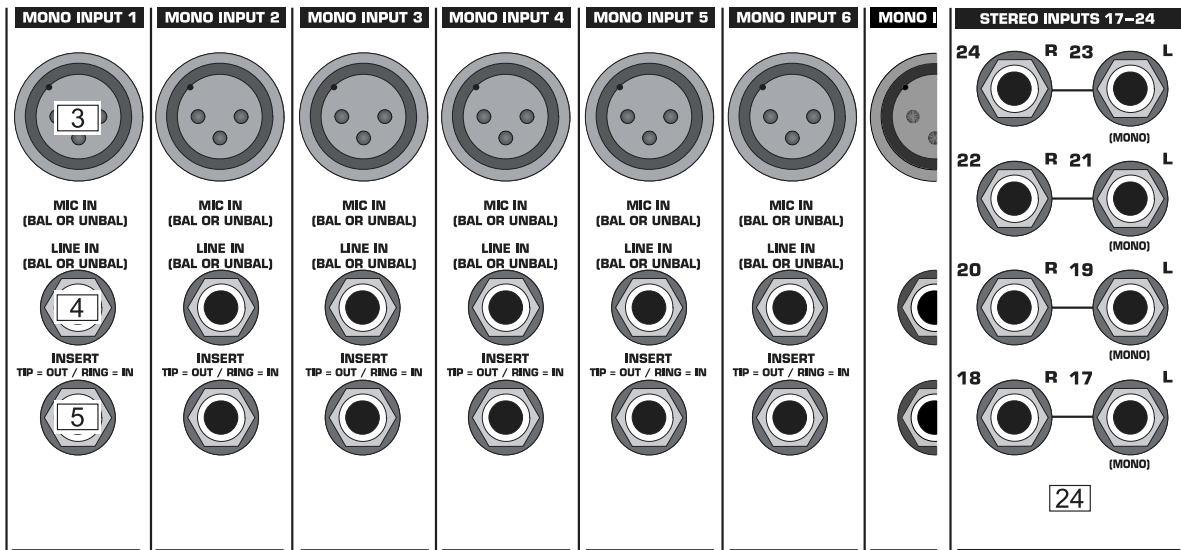


Mono channels

Stereo channels

Main mix section

EURODESK MX2442A CONNECTOR PANEL



EURODESK MX2442A REAR PANEL

CAUTION
RISK OF ELECTRIC SHOCK
DO NOT OPEN
RISQUE DE CHOC ELECTRIC
NE PAS OUVRIR

CAUTION: REPLACE WITH SAME TYPE FUSE AND RATING.
DISCONNECT SUPPLY CORD BEFORE CHANGING FUSE.

WARNING: TO REDUCE THE RISK OF ELECTRICAL SHOCK, DO NOT REMOVE BOTTOM COVER, NO USER-SERVICEABLE PARTS INSIDE. REFER SERVICING TO QUALIFIED PERSONNEL. TO REDUCE THE RISK OF FIRE OR ELECTRIC SHOCK, DO NOT EXPOSE THIS EQUIPMENT TO RAIN OR MOISTURE!
AVIS: RISQUE DE CHOC ELECTRIQUE NE PAS OUVRIR!
ATTENTION: UTILISE UN FUSIBLE DE RECHANGE DE MEME TYPE. DEBRANCHER AVANT DE REMPLIR LE FUSIBLE.

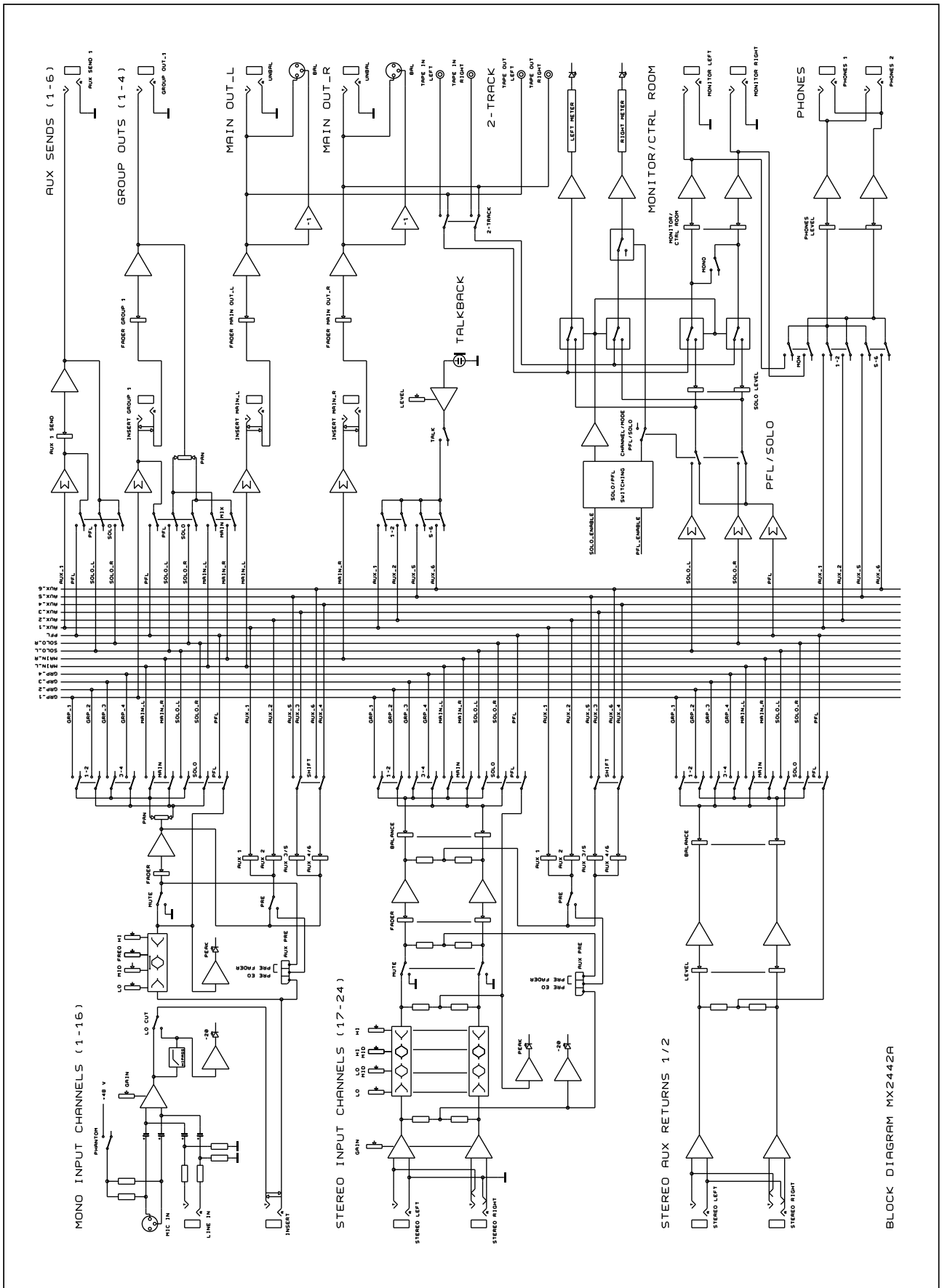
DC POWER

+17 V ----
-17 V ----
+48 V ----
+12 V ----
+5 V ----

EU

PHANTOM

EURODESK MX2442A BLOCK DIAGRAM



BLOCK DIAGRAM MX2442A

The information contained in this manual is subject to change without notice. No part of this manual may be reproduced or transmitted in any form or by any means, electronic or mechanical, including photocopying and recording of any kind, for any purpose, without the expressed written permission of BEHRINGER Spezielle Studiotechnik GmbH.

BEHRINGER and EURODESK are registered trademarks. ALL RIGHTS RESERVED.

© 2002 BEHRINGER Spezielle Studiotechnik GmbH.

BEHRINGER Spezielle Studiotechnik GmbH, Hanns-Martin-Schleyer-Str. 36-38, 47877 Willich-Münchheide II, Germany

Tel. +49 (0) 21 54 / 92 06-0, Fax +49 (0) 21 54 / 92 06-30
