



iRig[®] Mic Lav

**Lavalier microphone for smart-
phones and tablets**

USER MANUAL

Table of Contents

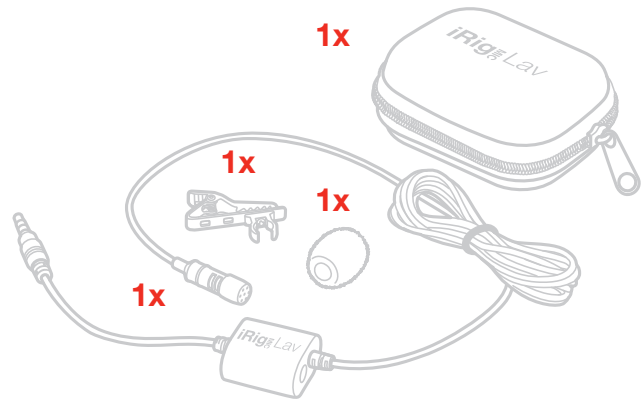
Contents	2
English	3
iRig Mic Lav	3
Register your iRig Mic Lav	3
Installation and setup	4
Mounting iRig Mic Lav on clothing	5
Tips	5
Connecting two iRig Mic Lavs or headphones	6
Troubleshooting	7
Specifications	7
Warranty	8
Support and more info	8

iRig Mic Lav

Thank you for purchasing iRig Mic Lav, the chainable mobile lavalier microphone for all mobile devices.

Your package contains:

- iRig Mic Lav
- Removable pop shield
- Mounting clip
- Carrying case
- Quick start guide
- Registration card



The iRig Mic Lav is your audio solution for film, television or broadcasting scenarios. This lavalier mic provides convenient, high-quality audio, right into your smartphone or tablet. The iRig Mic Lav is equipped with an omnidirectional condenser microphone that picks up sound from all directions, and the foam pop filter eliminates vocal plosives and wind noises. Any app that accepts input from a headset connection is compatible with the iRig Mic Lav. More, thanks to the in-line connector it is possible to connect a second iRig Mic Lav or a pair of headphones.

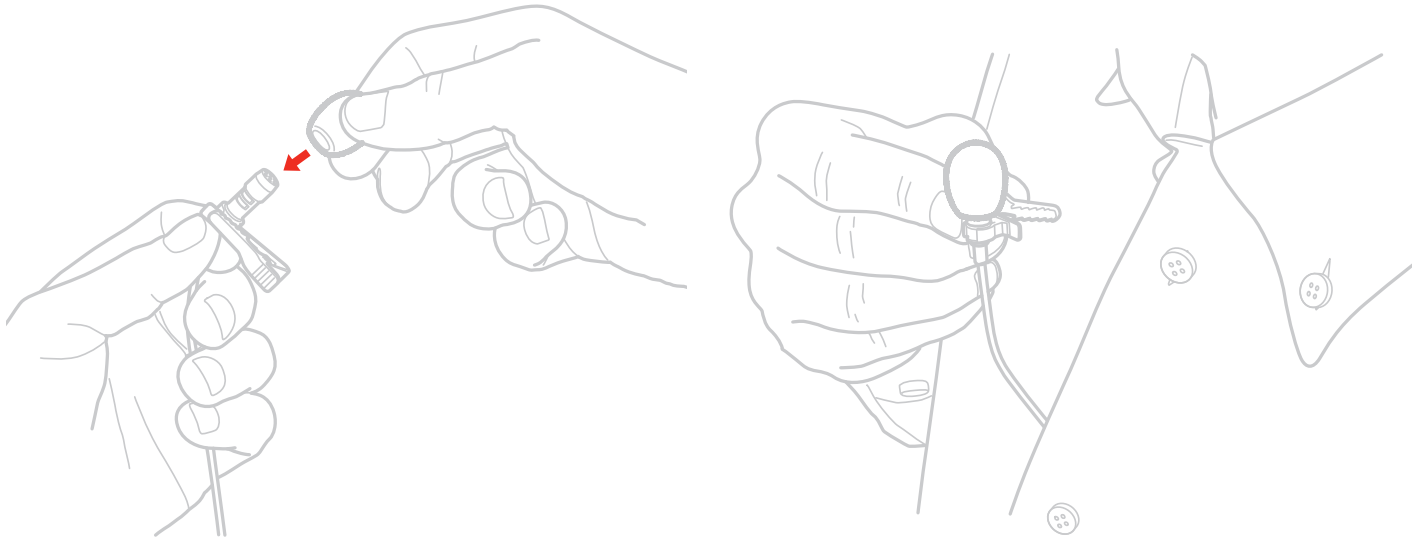
Register your iRig Mic Lav

By registering, you can access technical support, activate your warranty and receive free JamPoints™ which will be added to your account. JamPoints™ allow you to obtain discounts on future IK purchases! Registering also keeps you informed of all the latest software updates and IK products.

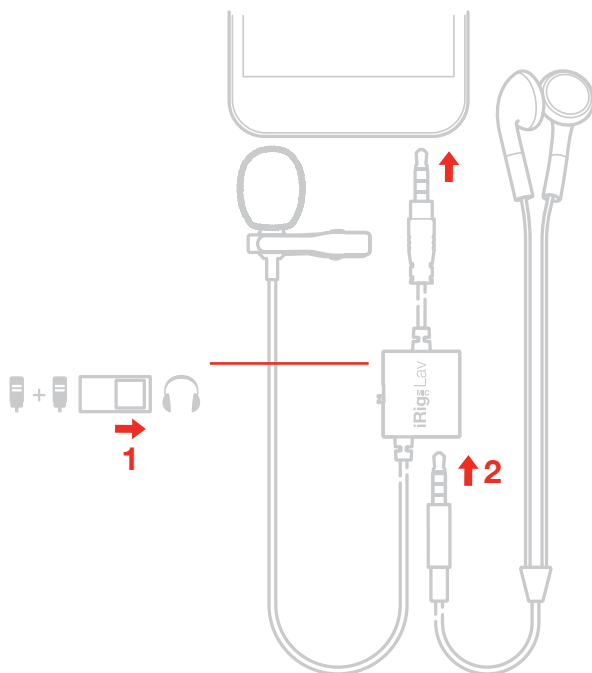
Register at: www.ikmultimedia.com/registration

Installation and setup

1. Insert the pop shield and secure the clip near the sound source.



2. Connect the TRRS connector to your device.
3. Before connecting a second iRig Mic Lav or a pair of headphones, make sure to select the right switch position.



4. Download your favorite app and launch it.



Mounting iRig Mic Lav on clothing

Attach iRig Mic Lav to a lapel or piece of clothing. For best results place it about 15-20cm (or 6 inches) from your subject's face.

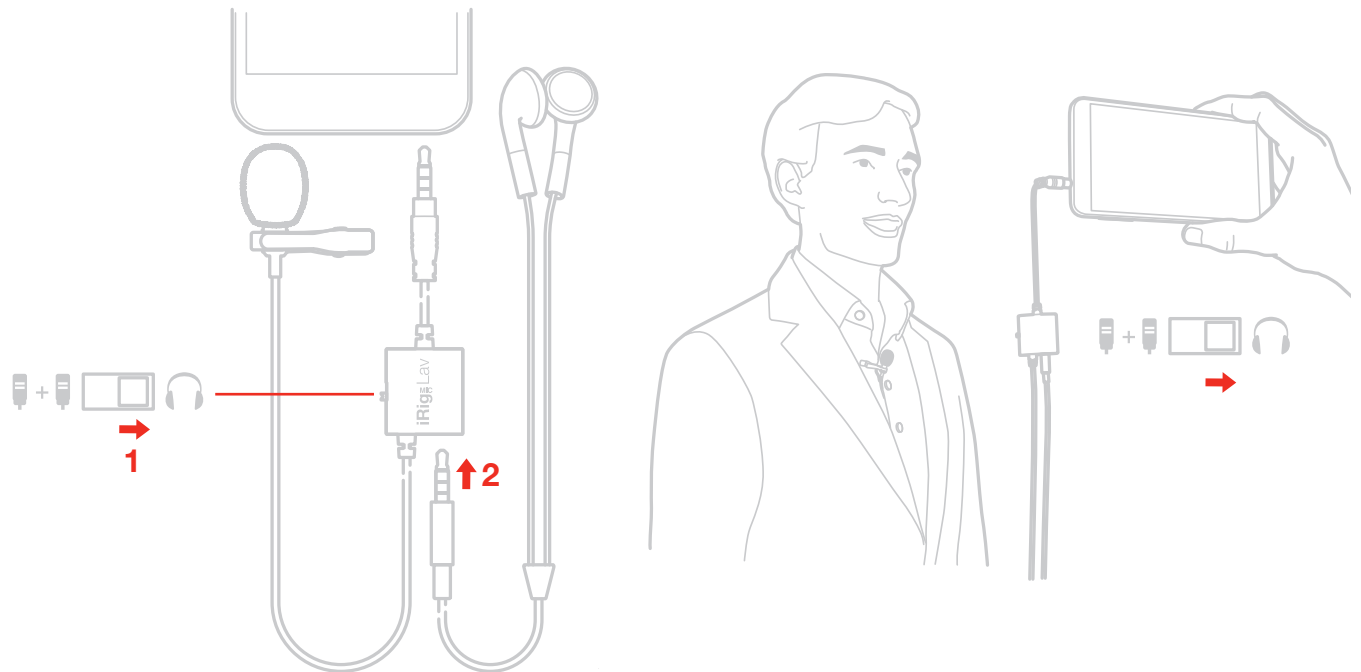
Tip: Tape a loose loop in the mic cord to the inside of the clothing. This gives you added strain relief and isolation from unwanted noise.

Tips

Attach the iRig Mic Lav upside down to reduce excessive breath noises and tonal inconsistencies due to head movements.

It is safest to use the windshield at all times to avoid plosives and wind noise, even when recording inside.

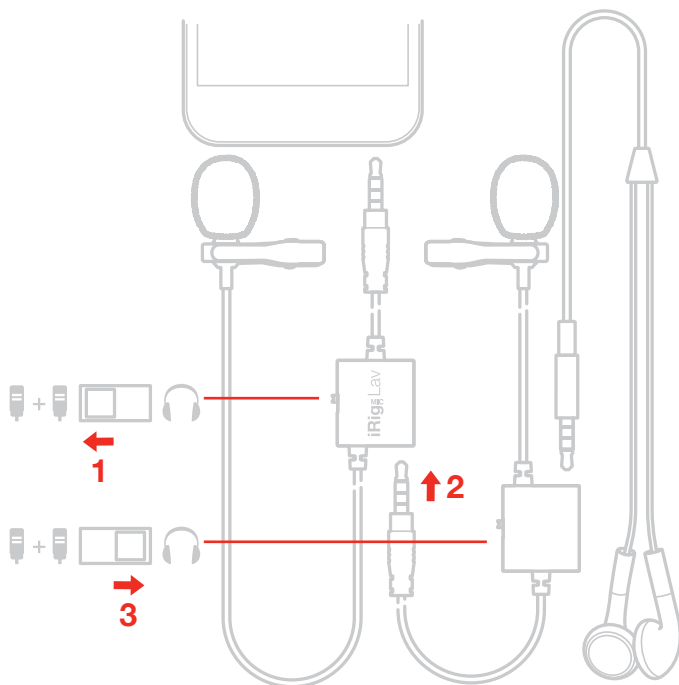
Connecting two iRig Mic Lavs or headphones

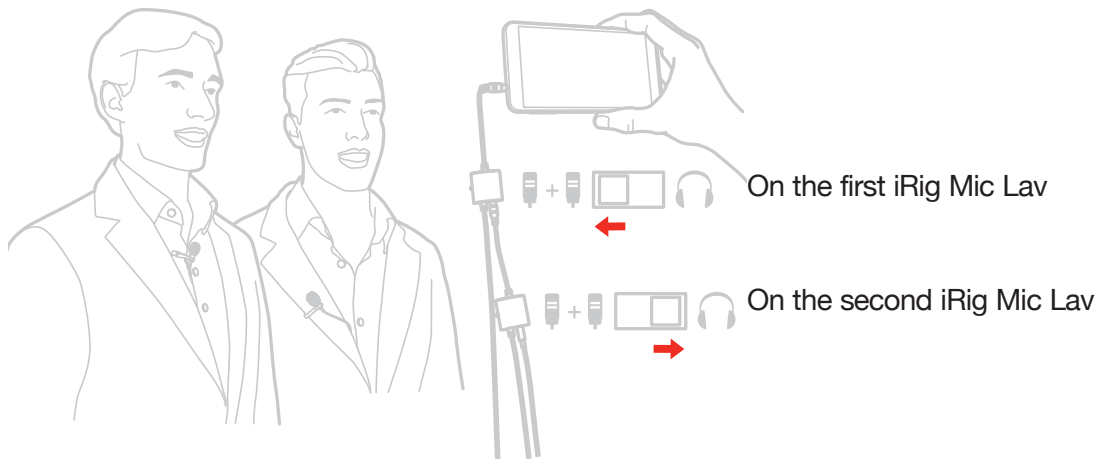


Thanks to the female 1/8" TRRS connector on the in-line connector it is possible to connect either a second iRig Mic Lav or a headphone.

The side switch allows you to select between a pair of headphones and a second microphone.

WARNING: BEFORE you connect a second iRig Mic Lav or an headphone, make sure to select the correct switch position.





The possible configurations are:

- One iRig Mic Lav connected to the device and a pair of headphones (switch in “HP” position);
- Two iRig Mic Lavs connected (switch position on “2nd Mic” on the first microphone) and a pair of headphones (switch position on “HP” on the second microphone).

Troubleshooting

I have connected a second iRig Mic Lav but it doesn't seem to work.

Remember to always select the correct position on the switch (“2nd Mic” position) BEFORE you connect the second microphone.

I have connected a pair of headphones but the mic doesn't seem to work properly.

Remember to always select the correct position on the switch (“HP” position) BEFORE you connect your headphone.

Specifications

Transducer type: condenser, electret

Polar pattern: omnidirectional

Frequency response: 30 Hz - 16 kHz, -3dB

Max SPL: 120dB SPL

Sensitivity: -35 ± 3 dB at 1 kHz, 0dB=1V/Pa

Capsule diameter: 6mm

Cable length: 150cm

Output connector: 1/8” TRRS

Warranty

Please visit:

www.ikmultimedia.com/warranty

for the complete warranty policy.

Support and more info

www.ikmultimedia.com/support

www.irigmiclav.com

iRig® Mic Lav is a registered trademark property of IK Multimedia Srl. All other product names and images, trademarks and artists names are the property of their respective owners, which are in no way associated or affiliated with IK Multimedia. iPad, iPhone, and iPod touch are trademarks of Apple Inc., registered in the U.S. and other countries. App Store is a service mark of Apple Inc.. Android is a trademark of Google Inc.. Google Play is a trademark of Google Inc...