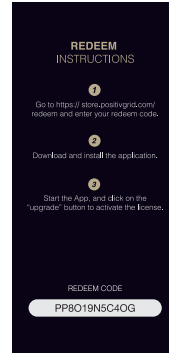


1. Every BIAS Pro and Twin pedal come with a card used to redeem the included BIAS Pedal software license. In order to receive your additional free software package from our Holiday promotion, you must use your redeem card to register the version of the software included in the box.

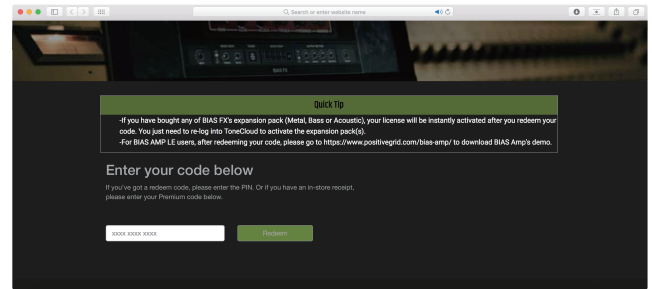


BIAS Pro and Twin pedal Redeem card

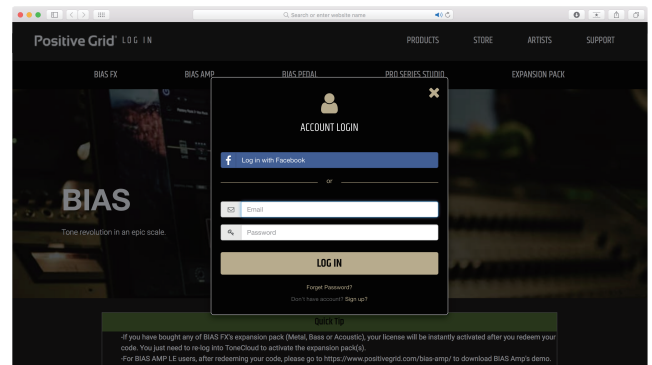
2. Go to: <https://store.positivegrid.com/redeem>



3. Enter the redeem code from the card.



4. Then create a ToneCloud account (or log in, if you already have one). You will need to log into this same account in the Positive Grid software to unlock your license.



5. Download the software!

6. After redeeming, your account overview will display both the software that is included in the hardware packaging and the extra version from the Holiday promotion. Select your operating system and click the **DOWNLOAD** link to begin downloading the installer.

7. We will send you an email with the download link once you redeem your license code, and if you ever need to download the installer at a later time simply log back into your account from a Desktop machine.

8. Thank you for your purchase, and Happy Holidays from Positive Grid!

