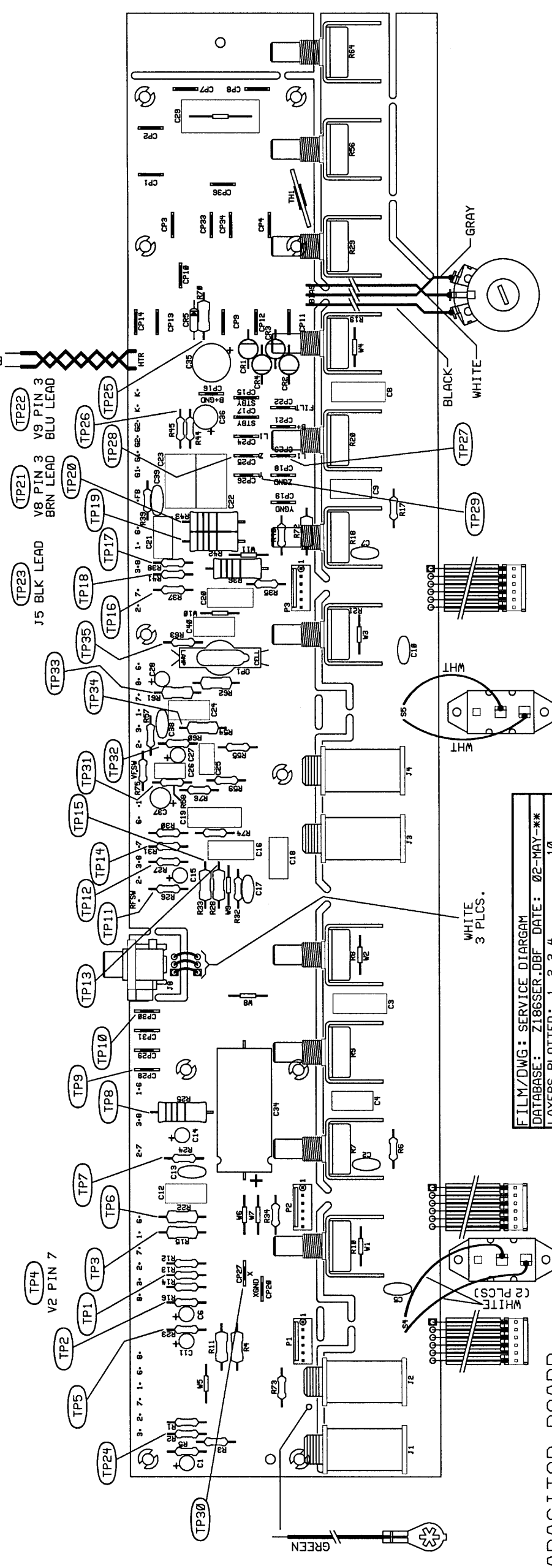
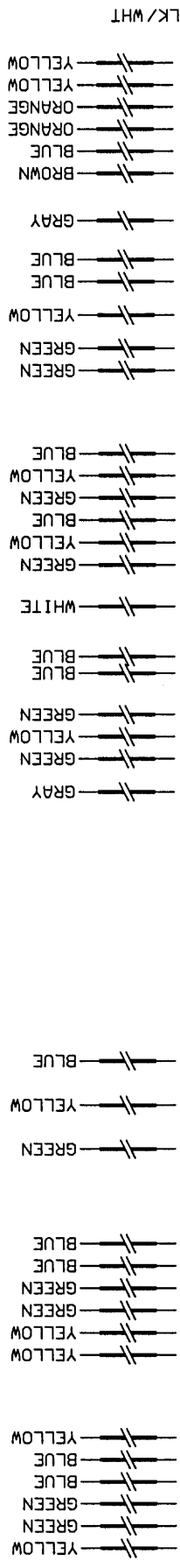


1 2 3 4 5 6

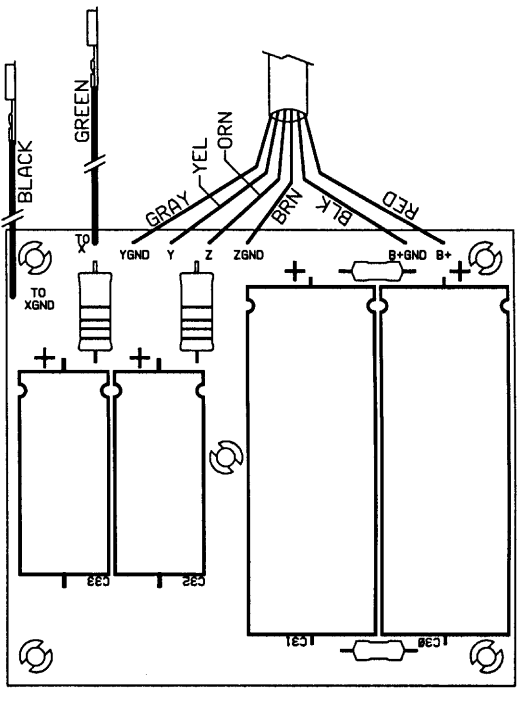
REVISIONS

ZONE	REV.	DESCRIPTION	DATE	APPROVED
	A	RELEASED PR 186	3/8/91	
	B	ECO L02271	09-JUL-91	
	C	EC 784	11-SEP-91	
Δ	D	EC 1388 / ECO L02839	24-JAN-95	<i>WLN</i>



FILM/DWG: SERVICE DIAGRAM
 DATABASE: Z186SER.DBF DATE: 02-MAY-95
 LAYERS PLOTTED: 1 2 3 4 10 15 18

CAPACITOR BOARD



NOTES:
 1.) PCB SHOWN AS FABRICATED, EXCEPT WITH CAPACITOR BREAK-AWAY BOARD SEPARATED. REV. D REFLECTS THE REMOVAL OF SECONDARY FUSING IN EXPORT UNITS THAT USE POWER TRANSFORMER P/N 049181, AND THE REMOVAL OF THE LINE BYPASS CAPACITOR IN DOMESTIC UNITS.

DATABASE FILE: Z186SER.DBF	PROPRIETARY THIS DRAWING DOCUMENT CONTAINS INFORMATION WHICH IS PROPRIETARY TO FENDER MUSICAL INSTRUMENTS CO. AND MAY NOT BE USED, REPRODUCED OR DISCLOSED IN ANY MANNER WITHOUT THE EXPRESSED WRITTEN CONSENT OF FENDER MUSICAL INSTRUMENTS CO.
CHECKED BY: REPLST	FENDER MUSICAL INSTRUMENTS CO. REGIONAL HEADQUARTERS 2621 RESEARCH DRIVE CORONA, CA 91728 USA STILL BELONGING...
DATE: 02-MAY-01	REV. D
APPROVED: <i>WLN</i>	SIZE: B
DATE: 02-MAY-01	DRAWN: WILKENS
TOLERANCES: UNLESS OTHERWISE SPECIFIED: X.XX X.XXX X.XXX	DRAWING NUMBER: 037632
	REV. D
	SCALE: NONE
	CREATED: 01-NOV-90
	PLOTTED: 02-MAY-95
	SHEET 1 OF 1

C B A

C B A