

PRX635 Self Powered 15", Three-Way, Bass-Reflex

Professional Series

Features:

- ▶ Maximum SPL 135 dB peak
- ▶ 380 mm (15 in) Differential Drive® dual voice-coil and magnetic gap, neodymium woofer
- ▶ 165 mm (6.5 in) horn loaded midrange transducer
- ▶ 25.4 mm (1 in) polymer diaphragm compression driver
- ▶ 1500 Watt (3 x 500 watt) Class-D, Crown® digital amplifier
- ▶ DSP input section with dbx® Type IV™ limiter circuit, crossover, dynamic limiting, component optimization, selectable system EQ
- ▶ Professional XLR line and ¼ in Mic/Instrument inputs, with loop through
- ▶ Obsidian DuraFlex™ coated plywood construction
- ▶ Large glass-filled nylon handlebar with a fine tuned ergonomic rubber grip for maximum comfort
- ▶ 8 M10 Suspension points and 1 pullback point
- ▶ Integrated 36 mm pole mount socket

Application:

The PRX635's three-way configuration was conceived, created and tuned for accuracy and spectral balance. With a horn loaded midrange, pattern control is maintained resulting in exceptional clarity and uniform sonic projection over the defined coverage area. This speaker is ideally suited to applications where the program material exhibits subtlety and nuance. Perfectly capable of reproducing high fidelity full range sound without a subwoofer, when coupled with extended low frequencies of the PRX618S-XLF, one experiences complete control over the entire audio spectrum. These cabinets can be stand-mounted but do require a large footprint tripod type stand. When pole mounting the PRX635 on a subwoofer we highly recommend a pole no longer than 24 in (SS3BK-24 or SS4BK-24) to ensure stability and safety. As with all the full-range PRX600 Series systems two EQ selections can be used to optimize the system for the program material and/or environment. The input section also accommodates either Line or Mic/Instrument level inputs. The PRX635 is a self-powered, lightweight three-way loudspeaker system capable of delivering a very high level of performance, both in SPL and sonic accuracy.

The PRX635 is a self-powered, lightweight three-way loudspeaker system capable of delivering a very high level of performance over a broad bandwidth. The PRX635 is comprised of one 380 mm (15 in) 265F-1 Differential Drive® woofer, a 165 mm (6.5 in) 195H horn-loaded 90° by 50° mid-range and a 2414H 25.4 mm (1 in) annular polymer diaphragm, neodymium compression driver mounted to a 90° by 50° horn, all driven by a 1500 watt (3 x 500) Audio Class-D power amplifier. A proprietary DSP chip is at the core of a fully featured input section, providing user selectable system EQ, protection, input sensitivity selection, cross-over functionality, dynamic limiting and discrete component optimization.

The amplifier input panel offers XLR or ¼ in jack compatibility and a sensitivity switch provides extra flexibility, making it possible to connect literally any sound source without using a mixer. Signal present and overload lights indicate the system status and assist in setting the optimum level, via the level control knob.

All PRX600 cabinets are built from a combination of 25 mm (on the top and bottom for added rigidity) and 18 mm, strong, lightweight poplar plywood made structurally sound with tongue and groove joints. All PRX600 Series cabinets are protected by JBL's tour proven DuraFlex™ finish. Grilles are made from dent-resistant 16 gauge steel and handles are made from lightweight, glass-filled nylon for added strength and durability. All M10 suspension points are constructed from 14 gauge steel and have been tested with a yield-strength of 1000 lbs. each.



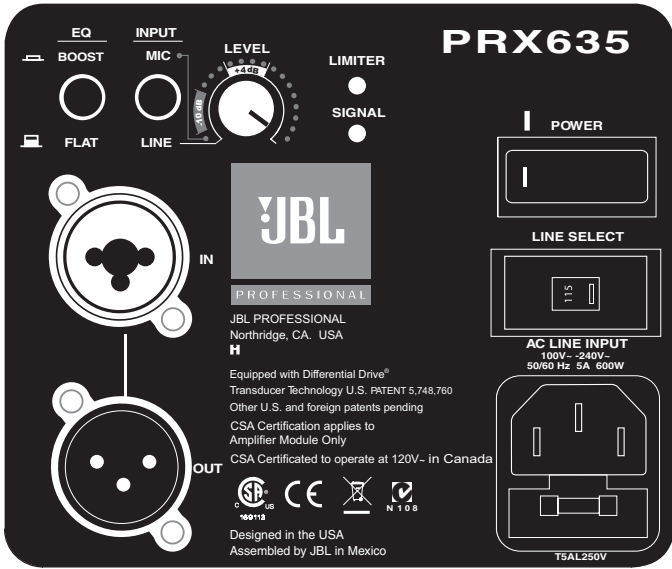
Specifications:

System	
System Type:	Self powered 15", three-way, bass-reflex
Maximum SPL Output:	135 dB peak
Frequency Range (-10 dB):	Flat 41 Hz-19 kHz Boost 40 Hz-19 kHz
Frequency Response (±3 dB):	Flat 53 Hz-18 kHz Boost 50 Hz-18 kHz
Input Connectors:	Balanced XLR / ¼" combo jack with XLR loop-through
Input Impedance:	20K ohms (balanced), 10K ohms (unbalanced)
Signal indicators:	Limit: Red LED indicates limiter active condition Signal: Green LED indicates signal present
EQ:	Presets for use in Main and Boost position
Dynamic Control (Input):	dbx Type IV™ limiter circuit
Crossover Modes:	DSP controlled. LF: 48 dB/Oct filter slope High & Low Pass; HF: 36 dB/Oct High Pass
Crossover Frequencies:	460 Hz, 2.75 kHz
Amplifier	
Design:	Crown® Class D
Power Rating:	1500 W (3 x 500)
Speaker	
LF Driver:	1 x JBL 265F-1, 380 mm (15") Differential Drive® dual voice-coil and magnetic gap, neodymium woofer
MF Driver:	1 x JBL 195H, 165 mm (6.5") horn-loaded midrange transducer
HF Driver:	1 x JBL 2414H 25.4 mm (1") annular polymer diaphragm, neodymium compression driver
Coverage Pattern:	90° x 50° nominal
Directivity Index (DI):	9.6 dB
Directivity Factor (Q):	9.1
Enclosure:	Trapezoidal, 18 mm, plywood
Suspension/ Mounting:	36 mm pole socket, 8 x M10 Suspension Points and 1 x M10 Pull-Back Point
Transport:	Integrated handle with backing cup
Finish:	Obsidian DuraFlex™ finish
Grille:	Powder coated, Obsidian, 16 gauge perforated steel with acoustically transparent black cloth backing.
Input Connectors:	Balanced XLR / ¼" combo jack with XLR loop-through
Dimensions (H x W x D):	921 mm x 429 mm x 413 mm (36.29" x 16.9" x 16.27")
Net Weight:	27.2 kg (60 lb)
Gross Weight:	29.2 kg (64.5 lb)

Maximum Peak output measured with IEC pink noise at 1 meter in front of speaker baffle under free space conditions. Measurement instrument set to peak hold. Speaker muted and released at full power, recording maximum peak level.

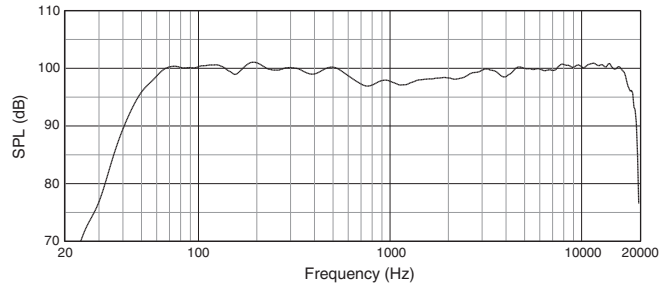
JBL continually engages in research related to product improvement. Some materials, production methods and design refinements are introduced into existing products without notice as a routine expression of that philosophy. For this reason, any current JBL product may differ in some respect from its published description, but will always equal or exceed the original design specifications unless otherwise stated.

► PRX635 15" Self Powered Three-Way, Bass-Reflex

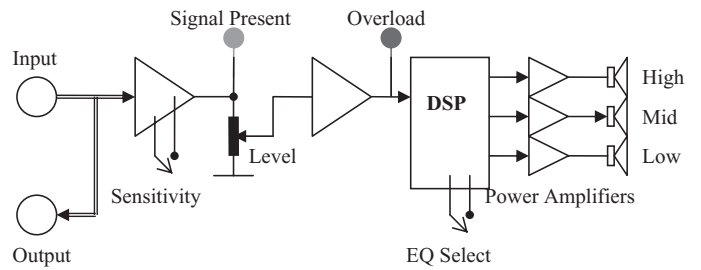


PRX635 Input Panel

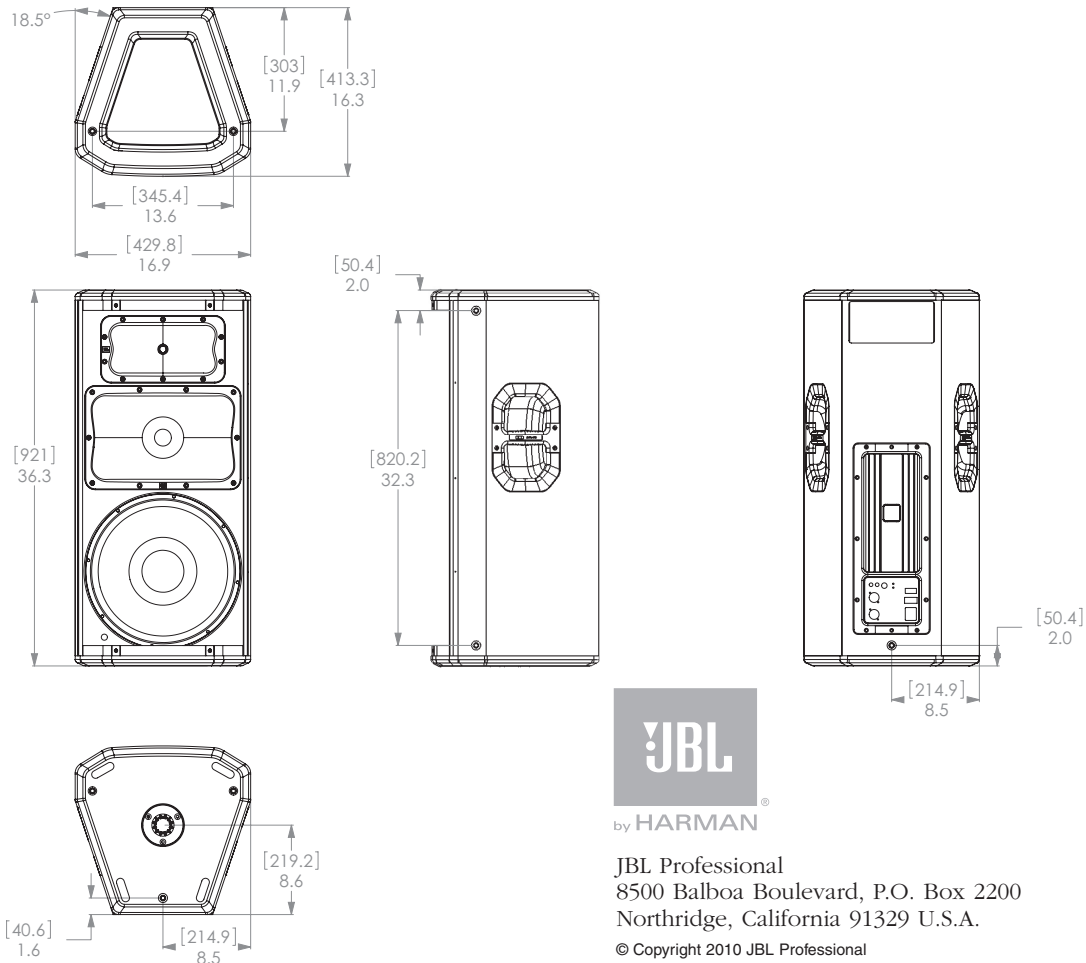
Frequency Response



Block Diagram



Dimensions in (mm) inches



JBL Professional
8500 Balboa Boulevard, P.O. Box 2200
Northridge, California 91329 U.S.A.

© Copyright 2010 JBL Professional
www.jblpro.com

SS PRX635
CRP
05/10