

STUDIO CONDENSER MICROPHONE B-2 PRO

Technical Specifications

Version 1.1 February 2003

ENGLISH



Transducer type:	condenser, 1" dual-diaphragm
Operating principle:	pressure gradient
Polar pattern:	cardioid, omnidirectional or figure eight
Connection:	gold-plated balanced XLR connector
Open circuit sensitivity (at 1 kHz):	cardioid: -36 dBV (0 dBV = 1 V/Pa), 16 mV/Pa omnidir.: -37 dBV (0 dBV = 1 V/Pa), 14 mV/Pa figure eight: -35 dBV (0 dBV = 1 V/Pa), 18 mV/Pa
Frequency response:	20 Hz - 20 kHz
Level attenuation:	-10 dB (switchable)
Low-Cut filter:	6 dB/oct. at 150 Hz (switchable)
Max. SPL (1% THD @ 1 kHz):	cardioid: 138 dB (0 dB), 148 dB (-10 dB) omnidir.: 139 dB (0 dB), 149 dB (-10 dB) figure eight: 137 dB (0 dB), 147 dB (-10 dB)
Equivalent SPL (IEC 651):	17 dB-A (cardioid) 18 dB-A (omnidirectional) 16 dB-A (figure eight)
Signal-to-noise ratio:	77 dB, A-weighted (cardioid) 76 dB, A-weighted (omnidirectional) 78 dB, A-weighted (figure eight)
Nominal impedance:	<100 Ω
Load impedance:	>1 k Ω
Supply voltage:	+48 V
Supply current:	3 mA
Dimensions:	\varnothing head: 56 mm, \varnothing shaft: 50 mm, length: 210 mm
Weight:	approx. 0.55 kg

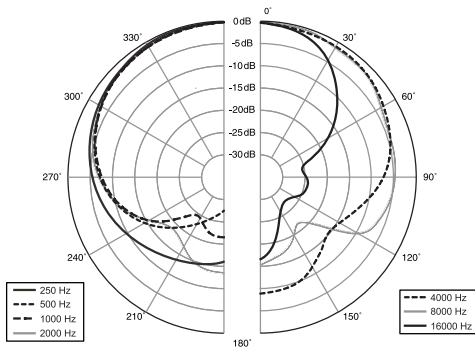
STUDIO CONDENSER MICROPHONE B-2 PRO

Dual-Diaphragm Studio Condenser Microphone

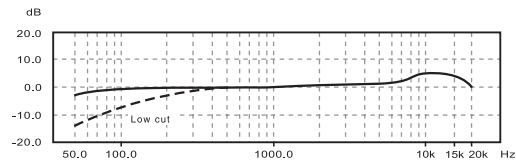
- ▲ Professional 1" dual-diaphragm condenser microphone for unsurpassed audio quality
- ▲ Ideal as main and support microphone for studio and live applications
- ▲ Pressure-gradient transducer with shock-mounted gold-sputtered dual-diaphragm capsule
- ▲ Exceptionally flat frequency response and incredible musicality
- ▲ Selectable cardioid, omnidirectional or figure eight pickup pattern
- ▲ Switchable low-frequency roll-off
- ▲ Switchable input attenuation of -10 dB
- ▲ Ultra low-noise transformerless FET input circuitry
- ▲ Gold-plated 3-pin XLR output connector
- ▲ Rugged construction with satin nickel-plated brass body
- ▲ Heavy-duty suspension mount, windscreen and transport case included

B-2
PRO

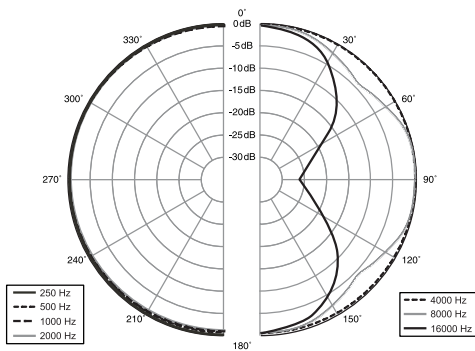
STUDIO CONDENSER MICROPHONE B-2 PRO



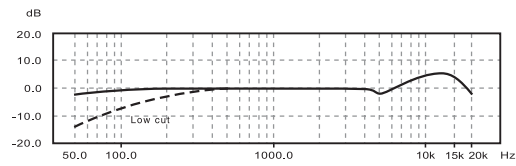
Polar pattern (cardioid)



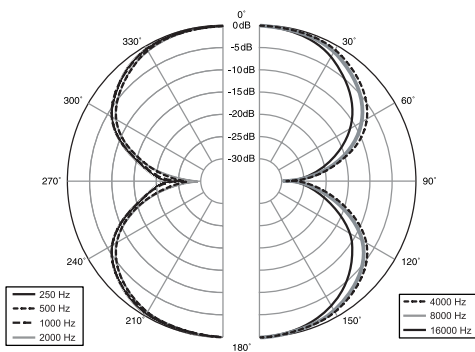
Frequency response (cardioid)



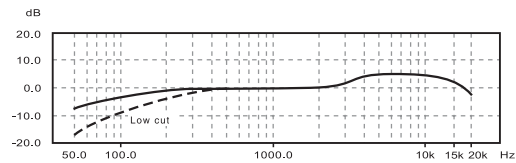
Polar pattern (omnidirectional)



Frequency response (omnidirectional)



Polar pattern (figure eight)



Frequency response (figure eight)

BEHRINGER is constantly striving to maintain the highest professional standards. As a result of these efforts, modifications may be made from time to time to existing products without prior notice. Specifications and appearance may differ from those listed or illustrated.

The information contained in this publication is subject to change without notice. No part of this publication may be reproduced or transmitted in any form or by any means, electronic or mechanical, including photocopying and recording of any kind, for any purpose, without the express written permission of BEHRINGER Spezielle Studiotechnik GmbH.

BEHRINGER is a registered trademark. ALL RIGHTS RESERVED.

© 2003 BEHRINGER Spezielle Studiotechnik GmbH.

BEHRINGER Spezielle Studiotechnik GmbH, Hanns-Martin-Schleyer-Str. 36-38, 47877 Willich-Müncheheide II, Germany

Tel. +49 (0) 21 54 / 92 06-0, Fax +49 (0) 21 54 / 92 06-30