



ASTON MICROPHONES

Aston Halo Owners Handbook



# Thank you!

---

Thank you for purchasing your Aston Halo reflection filter.

Designed, engineered and tested in the UK, the Aston Halo combines modern advances in highly technical materials production, cutting edge patented manufacturing processes and rigorous acoustic testing to bring you the ultimate in portable acoustic devices.

Using patented PET Felt and beautifully engineered hardware components, your Aston Halo has been created to the most exacting standards. Every Aston Halo is individually tested during manufacture to ensure reliable and consistent performance and the most musical sound capture possible, so we're sure that your new baby will provide you with many years of perfect service.

A handwritten signature in black ink, appearing to read 'James Young'.

James Young

Aston Microphones

Hitchin, UK

# Aston Owners Club

---

Please register your product to extend your 2 year limited replacement warranty to 3 years, free of charge. You'll be automatically given membership to our exclusive Aston Owners Club once you've registered here:

[www.astonmics.com/ownersclub](http://www.astonmics.com/ownersclub)



# Features

---

The Aston Halo is a huge leap forward in reflection filter technology, designed to reduce the amount of source sound energy creating primary reflections, and to offer a degree of isolation from unwanted room ambience.

Halo's double-curved form wraps around all sides of the microphone, protecting it from wall, floor and ceiling reflections, whilst its ridged faces diffuse direct sound and maximise the absorbent surface area.

Halo is made from two PET felt shells, with 100mm of PET acoustic foam sandwiched internally. These rigid shells provide the structure as well as the absorbing surface, removing the need for any internal support, making Halo incredibly light and strong, with easy, fast and stable mounting.

## **Aston Halo Key Features:**

- Hi-tech construction with patented PET felt
- Radically improved Isolation
- Double curved form allows for filtering and isolation top and bottom
- Much bigger surface area and depth of acoustic material
- Better diffusion, for both direct source and primary reflections to the rear of the filter
- Incredibly lightweight
- Proprietary 'easy-mount' hardware


## **Hi Tech construction with patented PET felt:**

The Halo is made from a patented PET felt which is one of the most lightweight and efficient technical acoustic products available on the global market today. An additional side benefit is that the acoustic felt, which makes up most of the sound absorption field, is made from 70% recycled PET plastic bottle material, making Halo very environmentally friendly.

Our market research revealed that many people have a hard time with getting a good performance when using other reflection filters because they are not very 'creative-friendly' environments. The Halo's form and colour scheme is designed to create a more 'organic-feeling' space for the performer to work with.

The combination of radically improved performance in almost every area of currently available technology, while paying special attention to both the green credentials of our manufacturing (as with our mic packaging which is 100% recyclable and 84% recycled material), and to the creative element that the artist requires in their performance environment to get the best from every take, makes, in our opinion, the very best possible solution for portable room acoustics available today.

# Components




Picture A:

1. Halo reflection filter
2. Horizontal mounting bar
3. XLR cable tidy

Picture B:


1. Support rod clamp
2. Fixing screw
3. Fixing knob
4. Stand mount
5. Height adjustment support rod

Picture A




Picture B

# Setting up your Aston Halo



1. Mic stand (not included) - fitted with USA Thread adapter on EU stands



2. Fix the 'stand mount' piece to your mic stand



3. Position 'horizontal mounting bar' over 'stand mount'



5. 'Support rod clamp' to rear for mounting mics with shock mount



4. Position 'support rod clamp' onto 'horizontal mounting bar' with fixing hole aligned with 'stand mount hole'




6. 'Support rod clamp' to front for direct to mic mounting (e.g. Aston Origin and Spirit)




7. Attach and tighten 'fixing knob' through 'horizontal mounting bar' and adjust to desired position



9. Your Halo is now ready for mic attachment (a thread adapter on 'support rod' is required for USA)



8. Position 'support rod' in place using 'fixing screw'



10. Add your shock mount (Aston Rycote USM pictured not included)

# Using your Halo

---

Now you've set up your Halo and your mic. You're ready to record.

To adjust the depth of the mic in the Halo simply loosen the fixing knob and slide the assembly along the horizontal mounting bar to achieve the desired degree of treatment; move your mic further inside the filter to reduce room ambience and increase isolation, further out to allow the mic to 'breathe' more and give a more live sound.

The height of the microphone can be adjusted using the support rod. Simply loosen the fixing screw and move the assembly up or down to get the perfect position. You should aim to get the head of the mic (the capsule position) as close to the centre point of the Halo as possible.

Halo is equally at home on vocals, acoustic guitar and any other instrument where you're using a large diaphragm, side-fire microphone. The key to getting the best possible recording is to listen before recording and experiment with the positioning which gives you the best results.

Hey presto – your perfect recording set up is ready to rock roll - now enjoy!



11. Add your microphone (Aston Spirit pictured not included)



12. Thread XLR lead (not included) through 'XLR cable tidy'


# The Aston Family

---

Also available from Aston Microphones, and perfect partners to Halo are **Origin** (cardioid condenser microphone), **Spirit** (Multi-patter transformer balanced condenser microphone) and the **Aston Rycote USM / CUSTOM**.

Please check out our products at [www.astonmics.com](http://www.astonmics.com)

Thank you for supporting our brand and welcome to the family.







ASTON MICROPHONES



CREATED IN THE UK

3 Hunting Gate, Hitchin, Hertfordshire, SG4 0TJ, United Kingdom  
Tel. +44 (0)845 500 2 500  
[www.astonmics.com](http://www.astonmics.com)